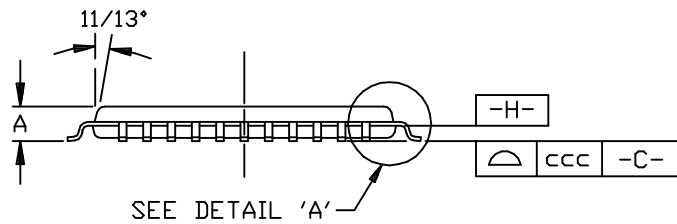
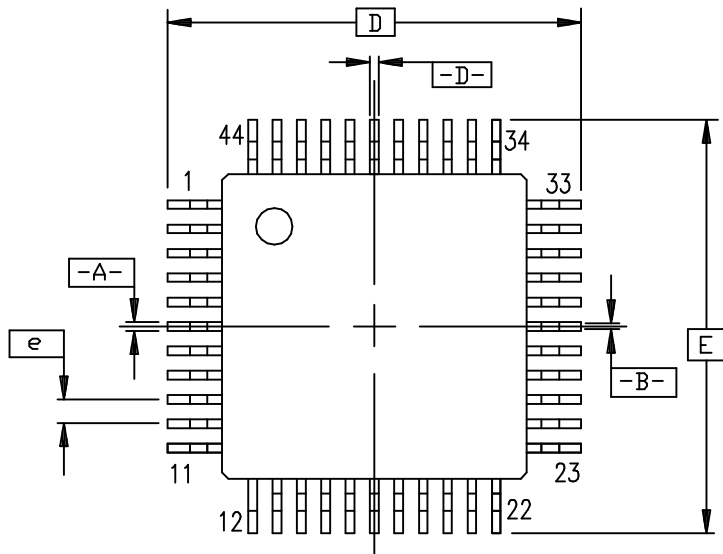
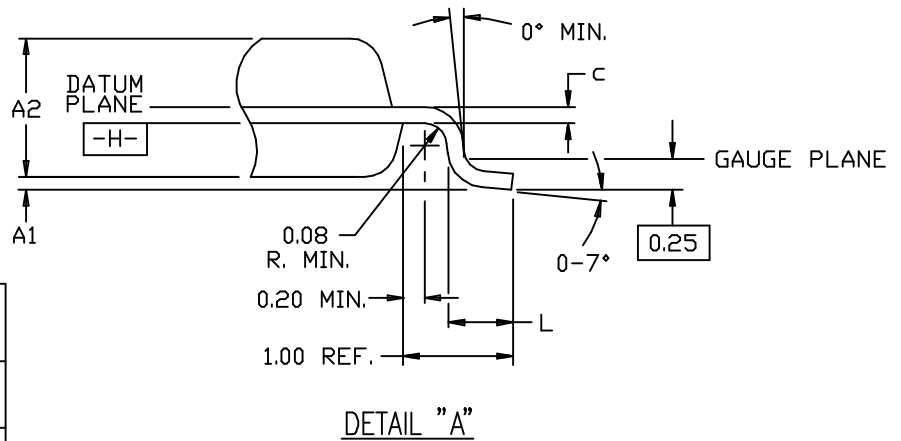
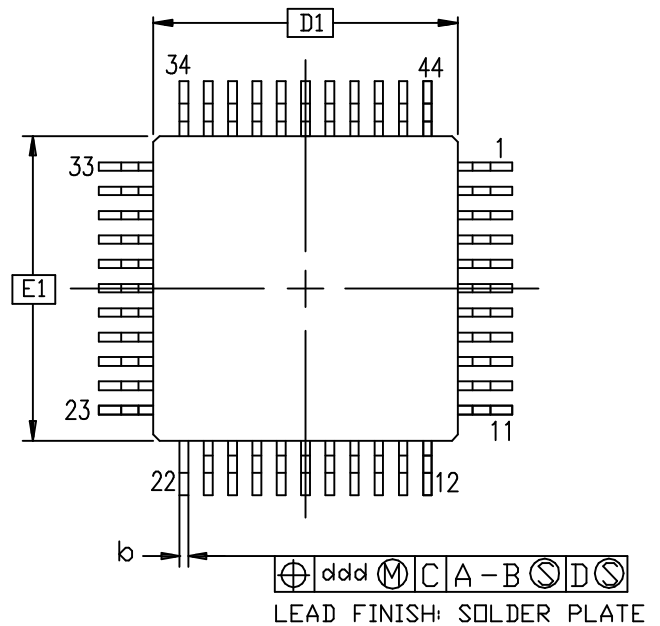


TOP VIEW



SEE DETAIL 'A'

BOTTOM VIEW



SYMBOL	MILLIMETERS		
	MIN.	NOM.	MAX.
A	\times	\times	1.20
A ₁	0.05	\times	0.15
A ₂	0.95	1.00	1.05
D/E	12.00 BSC		
D ₁ /E ₁	10.00 BSC		
L	0.45	0.60	0.75
e	0.80 BSC.		
b	0.30	0.37	0.45
c	0.09	\times	.020
ccc	\times	\times	0.10
ddd	\times	\times	0.20

NOTES:

1. ALL DIMENSIONS AND TOLERANCES CONFORM TO ANSI Y14.5M-1982.
2. DIMENSIONS "D1" AND "E1" DO NOT INCLUDE MOLD PROTRUSION. ALLOWABLE MOLD PROTRUSION SHALL NOT EXCEED 0.25mm PER SIDE.
3. THE TOP OF PACKAGE MAY BE SMALLER THAN THE BOTTOM OF PACKAGE BY 0.15mm.
4. CONFORMS TO JEDEC MS-026-ACB

44-PIN PLASTIC VQFP (VQ44)