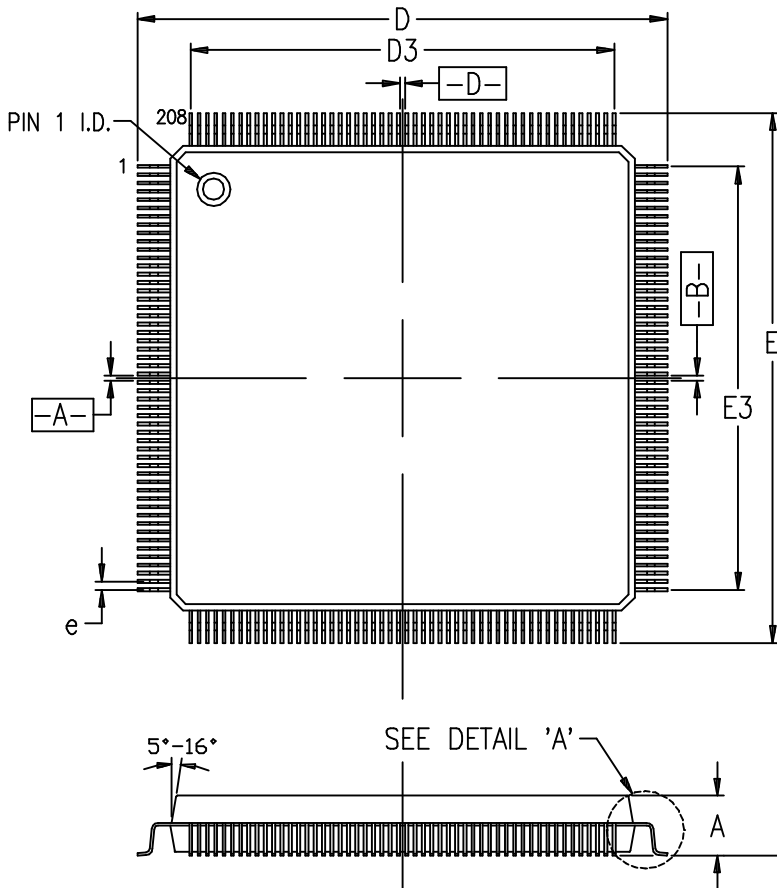
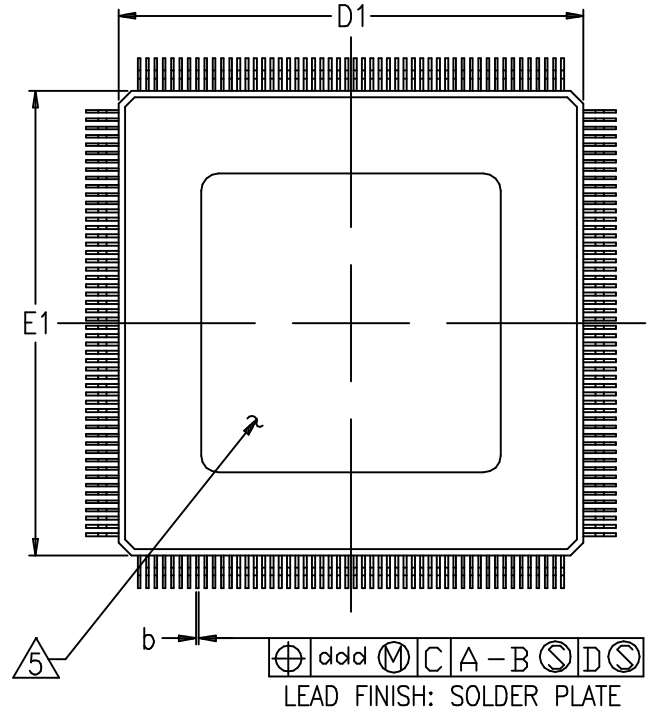


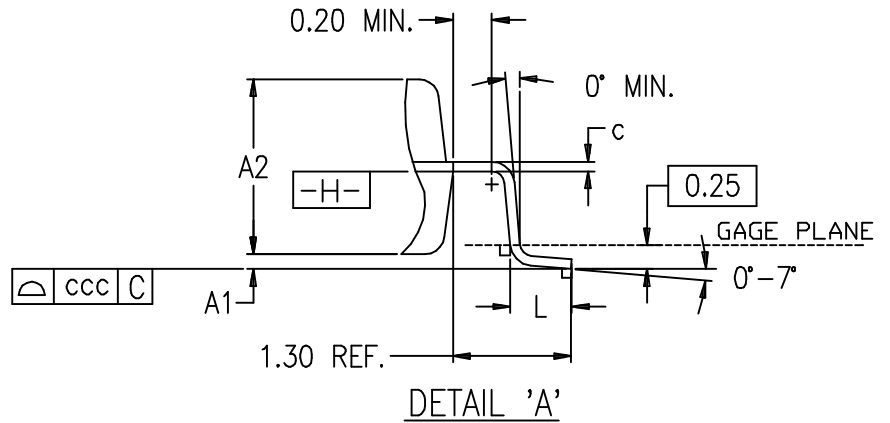
TOP VIEW



BOTTOM VIEW



SYMBOL	MILLIMETERS		
	MIN.	NOM.	MAX.
A	--	3.70	4.10
A1	0.25	0.33	--
A2	3.20	3.40	3.60
D/E	30.60 BSC		
D1/E1	28.00 BSC		
D3/E3	25.50 REF.		
L	0.50	0.60	0.75
e	0.50 BSC.		
b	0.17	0.22	0.27
c	0.09	--	0.20
ccc	--	--	0.08
ddd	--	--	0.08



NOTES:

1. ALL DIMENSIONS AND TOLERANCES CONFORM TO ANSI Y14.5M-1982.
2. DIMENSIONS "D1" AND "E1" DO NOT INCLUDE MOLD PROTRUSIONS. ALLOWABLE MOLD PROTRUSION SHALL NOT EXCEED 0.25mm PER SIDE.
3. PACKAGE TOP DIMENSIONS MAY BE SMALLER THAN THE BOTTOM DIMENSIONS BY 0.20mm.
4. DRAWING CONFORMS TO JEDEC MO-143-FA-1



THE SAME PACKAGE DIMENSIONS APPLY FOR THERMALLY ENHANCED PRODUCTS. HEAT SINK IS ADDED. THE PACKAGE CODE IS "HQ".

208-PIN PQFP (PQ208)
208-PIN HEAT SINK PQFP (HQ208)