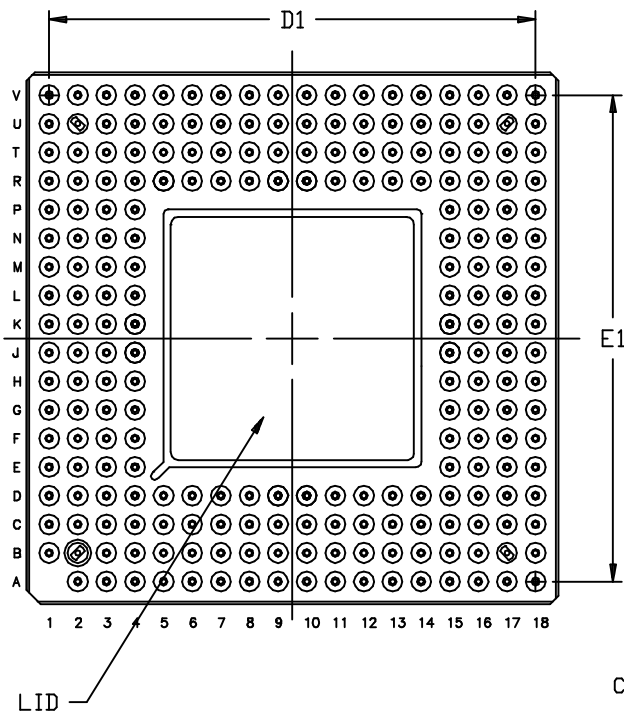
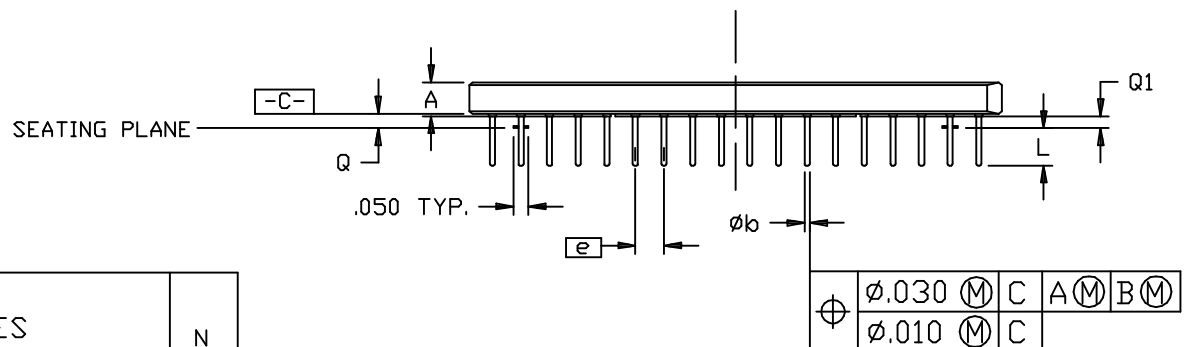
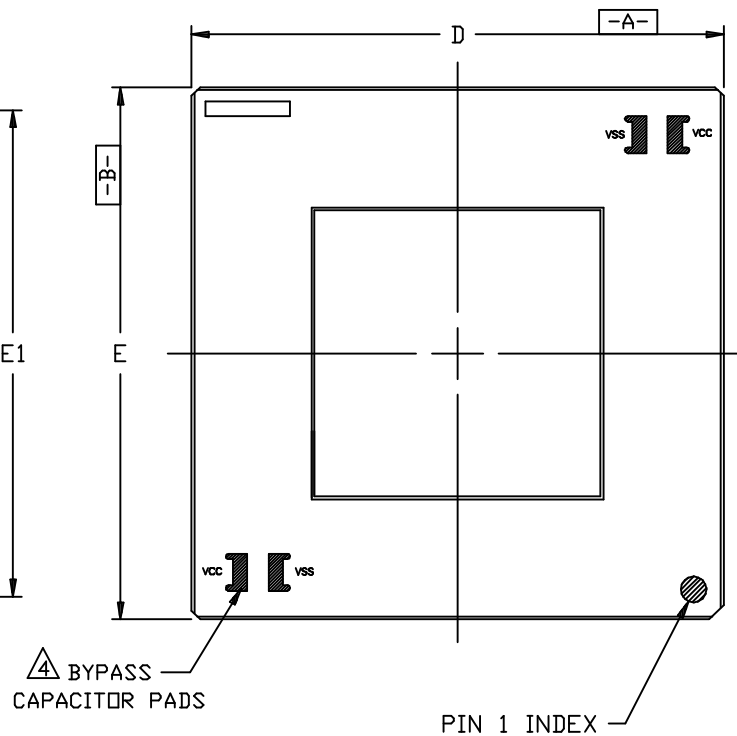






BOTTOM VIEW



TOP VIEW



| SYMBOL | INCHES | | | NOTE |
|--------------------------------|---|---|---|------|
| | MIN. | NOM. | MAX. | |
| A |  | .115 | .145 | |
| D/E | 1.840 | 1.860 | 1.880 | |
| D ₁ /E ₁ | 1.700 BSC | | | |
| L | .120 | .130 | .140 | |
| Q | .045 |  | .060 | |
| Q ₁ | .025 |  |  | |
| e | .100 BSC | | | |
| øb | .016 | .018 | .020 | |
| M | 18 | | | |

NOTES:

- ALL DIMENSIONS AND TOLERANCES CONFORM TO ANSI Y14.5M-1982
- SYMBOL "M" IS THE PIN MATRIX SIZE.
- CONFORMS TO JEDEC MO-067-AK
- \triangle BYPASS CAPACITOR PADS – GOLD PLATED.
MAY OR MAY NOT BE PRESENT ON ALL PACKAGES.
- LEAD FINISH: GOLD PLATED
 - COMMERCIAL (35 MICROINCHES MIN.)
 - MILITARY (50 MICROINCHES MIN.)

223-PIN CERAMIC PGA (PG223)