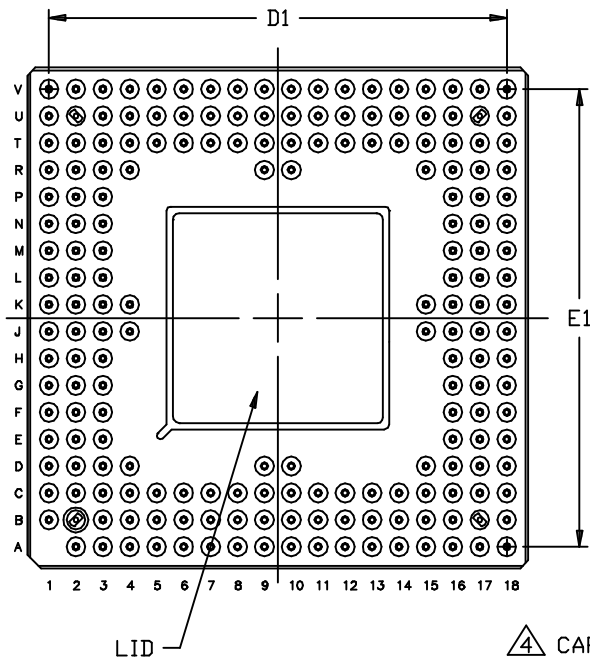
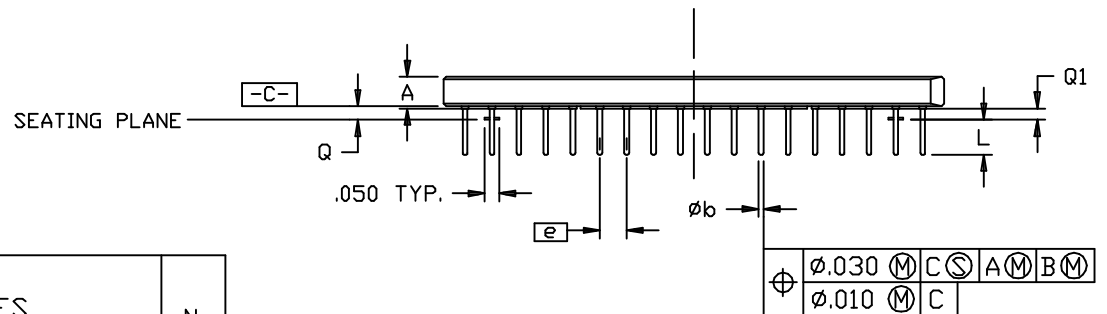
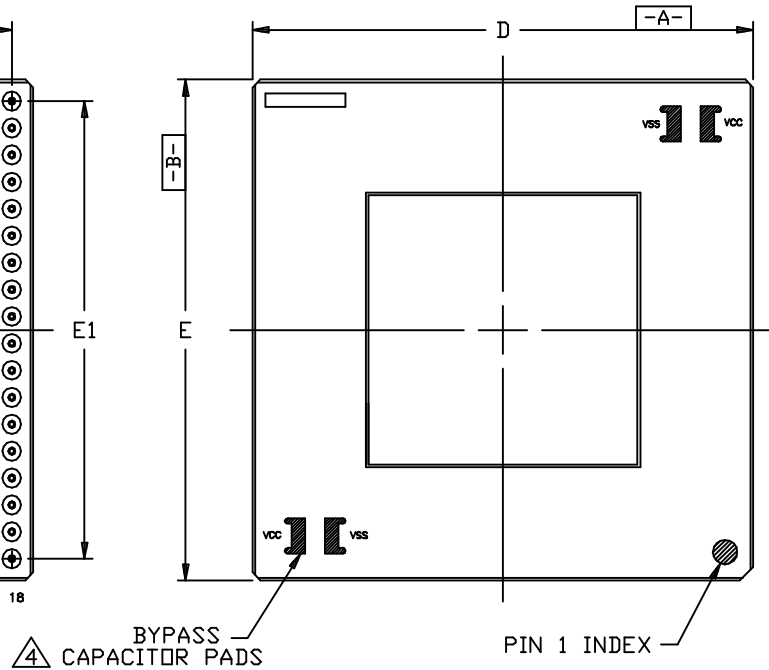


BOTTOM VIEW



TOP VIEW



| SYMBOL | INCHES | | | NOTE |
|--------------------------------|-----------|--------|--------|------|
| | MIN. | NOM. | MAX. | |
| A | \sim | .115 | .145 | |
| D/E | 1.840 | 1.860 | 1.880 | |
| D ₁ /E ₁ | 1.700 BSC | | | |
| L | .120 | .130 | .140 | |
| Q | .045 | \sim | .060 | |
| Q ₁ | .025 | \sim | \sim | |
| e | .100 BSC | | | |
| Øb | .016 | .018 | .020 | |
| M | 18 | | | |

NOTES:

1. ALL DIMENSIONS AND TOLERANCES CONFORM TO ANSI Y14.5M-1982.
2. SYMBOL "M" IS THE PIN MATRIX SIZE.
3. CONFORMS TO JEDEC MO-067-AK
4. BYPASS CAPACITOR PADS – GOLD PLATED. MAY OR MAY NOT BE PRESENT ON ALL PACKAGES.
5. LEAD FINISH: GOLD PLATED
 - COMMERCIAL (35 MICROINCHES MIN.)
 - MILITARY (50 MICROINCHES MIN.)