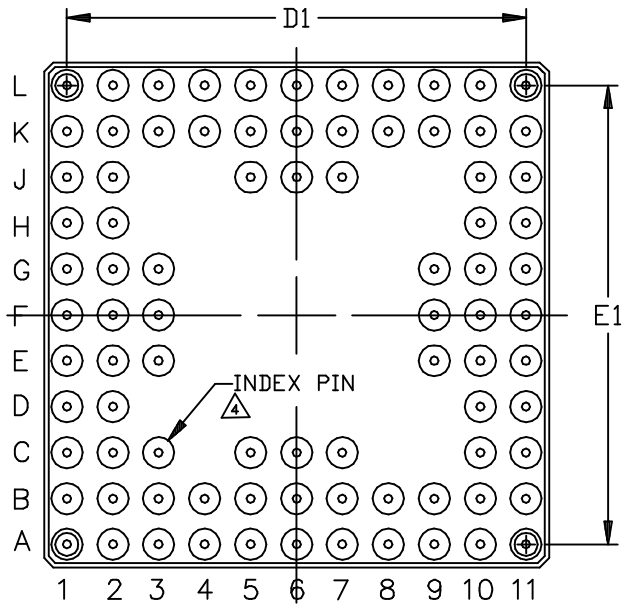
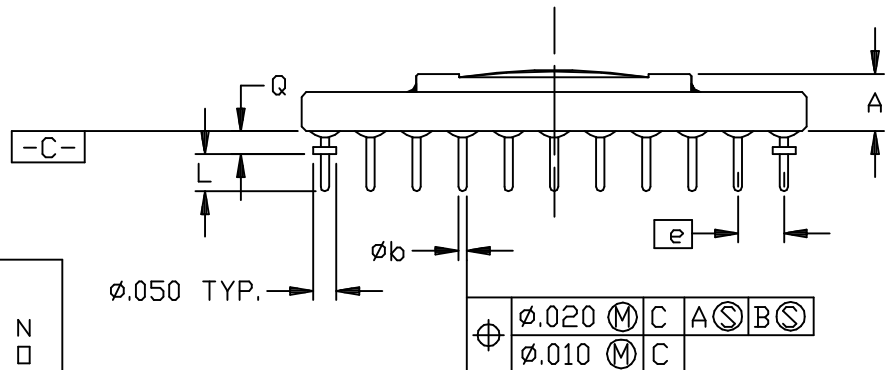
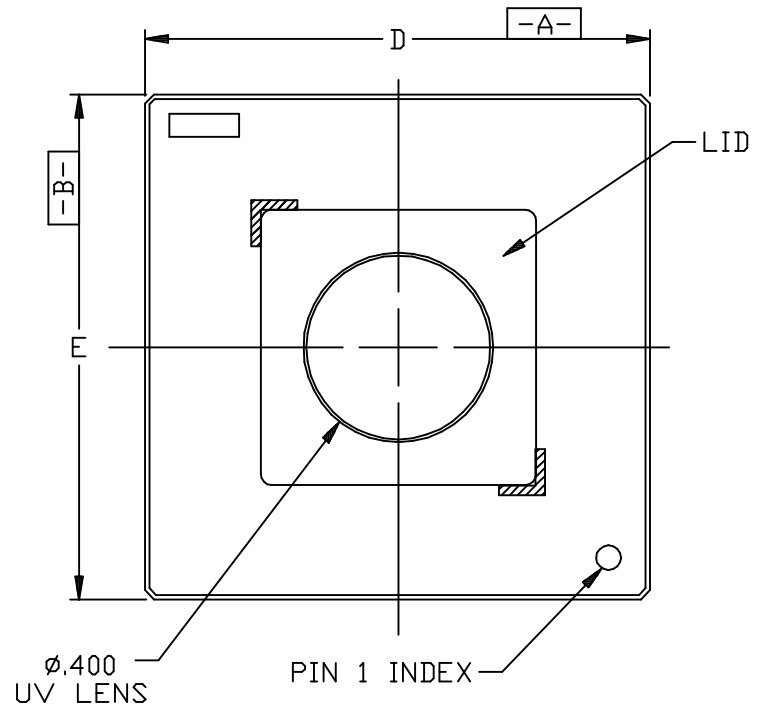


BOTTOM VIEW



TOP VIEW



SYMBOL	INCHES			NOTE
	MIN.	NOM.	MAX.	
A	<del>1.090</del>	<del>1.100</del>	.145	
D/E	1.090	1.100	1.135	
D <sub>1</sub> /E <sub>1</sub>	1.000 BSC			
L	.120	.130	.140	
Q	.045	<del>1.090</del>	.060	
e	.100 BSC			
øb	.016	.018	.020	
M	11			

NOTES:

1. ALL DIMENSIONS AND TOLERANCES CONFORM TO ANSI Y14.5-1982
2. SYMBOL "M" IS THE PIN MATRIX SIZE.
3. CONFORMS TO JEDEC MO-066-AC
4. PIN C3 MAY OR MAY NOT BE ELECTRICALLY CONNECTED.
5. LEAD FINISH: GOLD PLATED
  - COMMERCIAL (35 MICROINCHES MIN.)
  - MILITARY (50 MICROINCHES MIN.)

84-PIN WINDOWED PGA (WG84)