
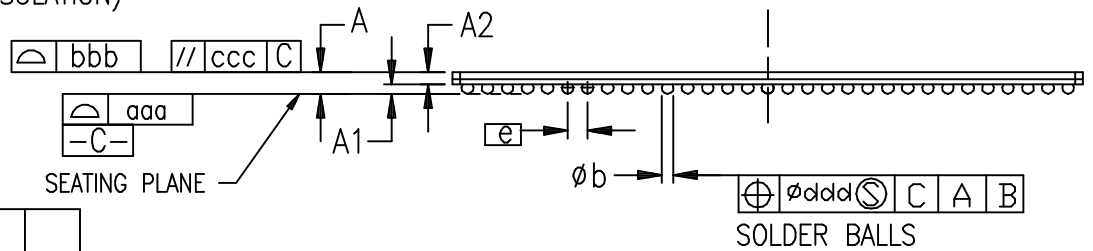
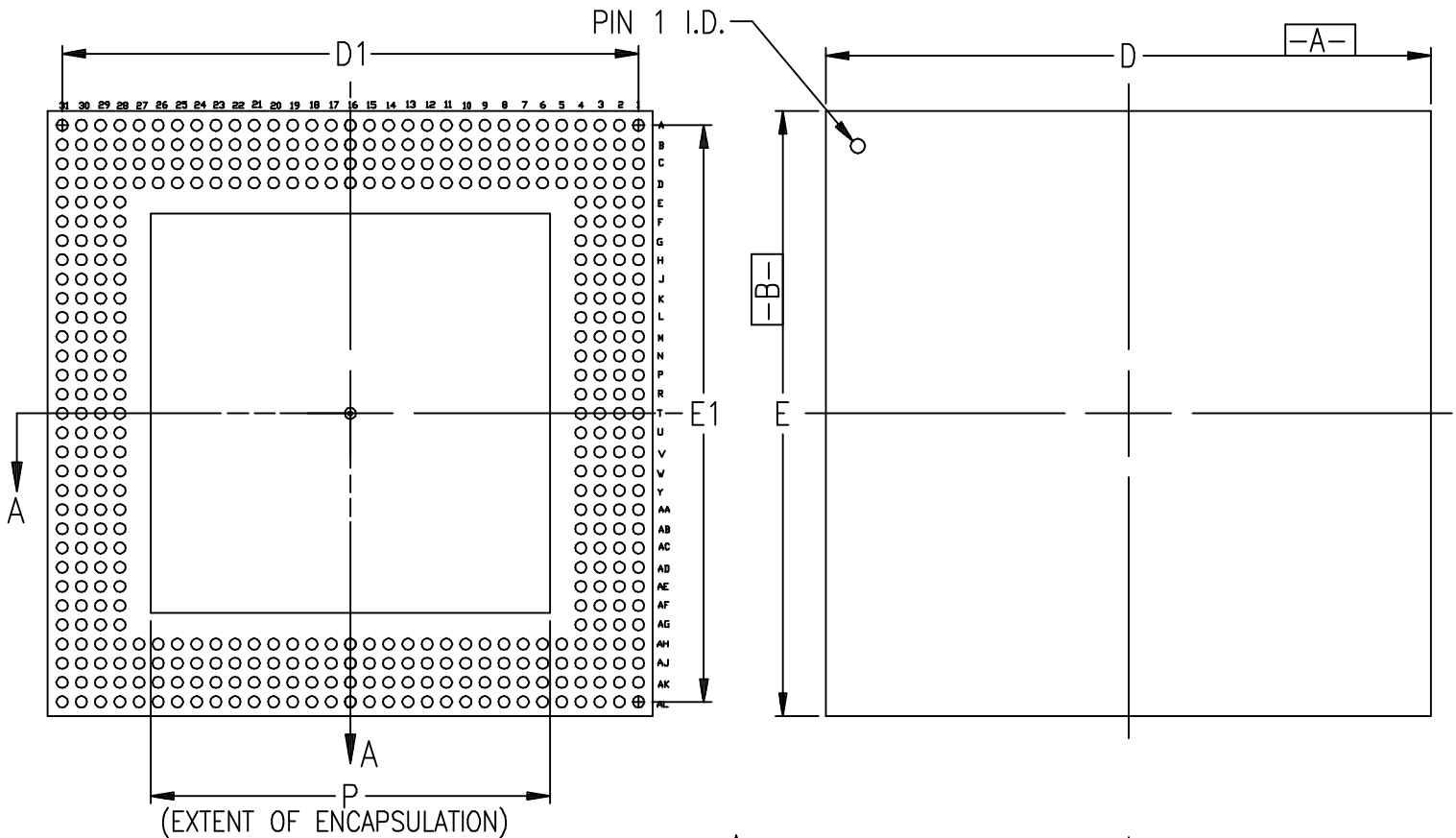


BOTTOM VIEW

TOP VIEW



SECTION A-A

(NOT TO SCALE)

SYMBOL	MILLIMETERS			NOTE
	MIN.	NOM.	MAX.	
A	1.10	1.38	1.65	
A ₁	0.50	0.60	0.70	
A ₂	0.60	\times	0.95	
A ₃	0.25	\times	\times	
D/E	39.80	40.00	40.20	
D ₁ /E ₁	38.00	38.10	38.20	
e	1.27 BSC			
øb	0.60	0.75	0.90	
P	\times	\times	26.40	
aaa	\times	\times	0.15	
bbb	\times	\times	0.20	
ccc	\times	\times	0.25	
ddd	\times	\times	0.30	
M	31			

NOTES:

1. ALL DIMENSIONS AND TOLERANCES CONFORM TO ANSI Y14.5M-1982
2. SYMBOL "M" IS THE PIN MATRIX SIZE.
3. CONFORMS TO JEDEC MO-151-BAU (DEPOPULATED)

432-BALL PLASTIC BGA (BG432)
CAVITY DOWN