

FCN-714P***-**/0

FCN-710 Series DIP Connectors

FEATURES

The FCN-710 series connector has been designed to plug into ordinary IC and LSI sockets, or directly onto a PC board. This series has 10 contact types including 10-, 14-, 16-, and 20- to 60-contact types.

Mounting height from the PC board is only 5.3 mm (0.208 in.). The U contact of the proven high-reliability FCN-700 series is used for flat cable connections.


SPECIFICATIONS

| | |
|--------------------------------|--|
| Temperature Range | −55 to +105°C |
| Current Rating | 1 ADC |
| Voltage Rating | 250 VAC |
| Insulation Resistance | 1000 MΩ min. (500 VDC) |
| Dielectric Withstand Voltage | 500 VAC for 1 minute |
| Applicable Wire | Flat cable: 1.27 mm (0.05 in.) pitch AWG #28 (stranded wire), AWG #30 (solid wire) |
| Applicable PC Board (standard) | 1.6 mm (0.063 in.) |

MATERIALS

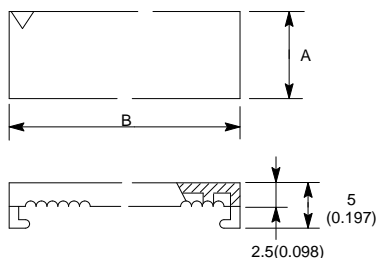
| | | |
|-----------|-----------|---|
| Contact | | Copper alloy |
| Insulator | | Polyester, UL94V-O |
| Plating | Contacts | Gold over palladium over nickel (PAGOS) |
| | Terminals | PAGOS or tin |

4

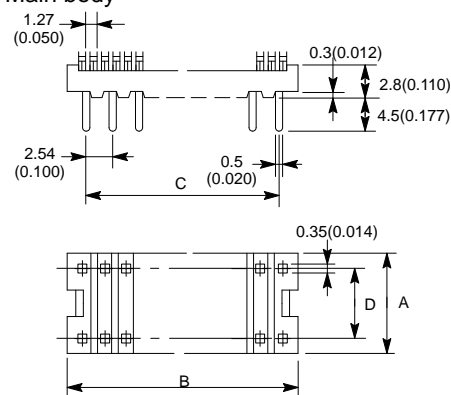


FCN-714P***-AU/0/-SN/0

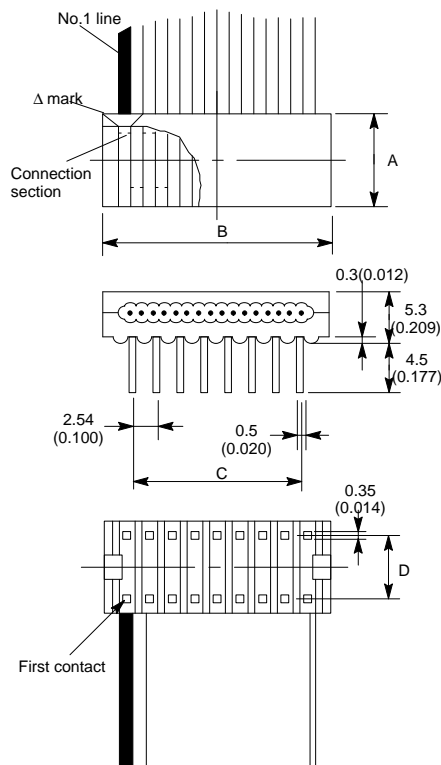
DIMENSIONS

Connector
Cover

Main body



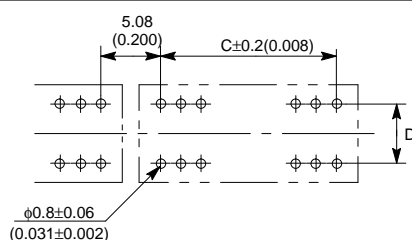
Cable assembly



Unit: mm (in.)

Note: The blue tracer is connected to the first contact under the Δ mark.

MOUNTING HOLE LAYOUT



Unit: mm (in.)

PART NUMBERS

| No. of Contacts | Part Number | | Dimensions | | | |
|-----------------|------------------|------------------|--------------|--------------|--------------|--------------|
| | Gold Plating | Tin Plating | A | B | C | D |
| 10 | FCN-714P010-AU/0 | FCN-714P010-SN/0 | 10.67(0.420) | 14.74(0.580) | 10.16(0.400) | 7.62(0.300) |
| 14 | FCN-714P014-AU/0 | FCN-714P014-SN/0 | 10.67(0.420) | 19.82(0.780) | 15.24(0.600) | 7.62(0.300) |
| 16 | FCN-714P016-AU/0 | FCN-714P016-SN/0 | 10.67(0.420) | 22.36(0.880) | 17.78(0.700) | 7.62(0.300) |
| 20 | FCN-714P020-AU/0 | FCN-714P020-SN/0 | 18.29(0.720) | 27.44(1.080) | 22.86(0.900) | 15.24(0.600) |
| 24 | FCN-714P024-AU/0 | FCN-714P024-SN/0 | 18.29(0.720) | 32.52(1.280) | 27.94(1.100) | 15.24(0.600) |
| 26 | FCN-714P026-AU/0 | FCN-714P026-SN/0 | 18.29(0.720) | 35.06(1.380) | 30.48(1.200) | 15.24(0.600) |
| 34 | FCN-714P034-AU/0 | FCN-714P034-SN/0 | 18.29(0.720) | 45.22(1.780) | 40.64(1.600) | 15.24(0.600) |
| 40 | FCN-714P040-AU/0 | FCN-714P040-SN/0 | 18.29(0.720) | 52.84(2.080) | 48.26(1.900) | 15.24(0.600) |
| 50 | FCN-714P050-AU/0 | FCN-714P050-SN/0 | 18.29(0.720) | 65.54(2.580) | 60.96(2.400) | 15.24(0.600) |
| 60 | FCN-714P060-AU/0 | FCN-714P060-SN/0 | 18.29(0.720) | 78.24(3.080) | 73.66(2.900) | 15.24(0.600) |

Note 1: Connectors with cables are given as a group later.**Note 2:** Some 20-contact IC sockets are not interchangeable.
Note 3: The 0 at the end of the designation is the numeral 0.

IDC TOOLS

Special IDC tools are used to assemble FCN-700 series connectors and flat cables.

Three tools come in a set: the cable cutter, the locator plate for positioning the connector and cable, and the hand press for applying force.

FEATURES

- The mechanisms are simple, so even beginners can use them easily.
- Those who own hand presses and cable cutters manufactured by other companies need to purchase only the locator plate.
- The assembly of cables and connectors with various numbers of contacts can be done by setting the connector guides to the specified positions.
- The cable cutter has an excellent cutting edge.

PART NUMBERS FOR IDC TOOLS

| Tool Name | Part Number |
|------------------------------|-----------------|
| Cable Cutter (common) | FCN-707T-T001/H |
| Hand Press (common) | FCN-707T-T101/H |
| FCN-710 Series Locator Plate | FCN-717T-T014/H |

